



# Merge Lists

**OPENPRISE**

Cook Book Series



# Recipe Overview



This is a recipe for merging two lists by matching on a common attribute

This is ideal for:

- Merging two large lists
- Appending one large primary list with data from a reference / look-up list
- Merging data from two different sources

# Sample Data: Inputs

Data set #1 - List of presidents with name and sequence number

Last Name	First Name	Email	ID
Adams	John	<a href="mailto:jadams@president2.com">jadams@president2.com</a>	2
Adams	John Quincy	<a href="mailto:jqa@president6.com">jqa@president6.com</a>	6
Harrison	William Henry	<a href="mailto:whharrison@president9.com">whharrison@president9.com</a>	9
Jackson	Andrew	<a href="mailto:ajackson@president7.com">ajackson@president7.com</a>	7
Jefferson	Thomas	<a href="mailto:thomas.jefferson@president3.com">thomas.jefferson@president3.com</a>	3
Madison	James	<a href="mailto:jm@president4.com">jm@president4.com</a>	4
Monroe	James	<a href="mailto:monroe@president5.com">monroe@president5.com</a>	5
Tyler	John	<a href="mailto:john.tyler@president10.com">john.tyler@president10.com</a>	10
Van Buren	Martin	<a href="mailto:martin.vanburen@president8.com">martin.vanburen@president8.com</a>	8
Washington	George	<a href="mailto:george@president1.com">george@president1.com</a>	1

Mapping on a  
common attribute:

Email  
(Yes, email 😊 )

Data set #2 - List of presidents' home state, party, and year term started

Party	Email	State	Start of Term
Democratic	<a href="mailto:ajackson@president7.com">ajackson@president7.com</a>	Tennessee	1829
Democratic	<a href="mailto:martin.vanburen@president8.com">martin.vanburen@president8.com</a>	New York	1837
Democratic-Republican	<a href="mailto:thomas.jefferson@president3.com">thomas.jefferson@president3.com</a>	Virginia	1801
Democratic-Republican	<a href="mailto:jm@president4.com">jm@president4.com</a>	Virginia	1809
Democratic-Republican	<a href="mailto:monroe@president5.com">monroe@president5.com</a>	Virginia	1817
Democratic-Republican	<a href="mailto:jqa@president6.com">jqa@president6.com</a>	Massachusetts	1825
Federalist	<a href="mailto:jadams@president2.com">jadams@president2.com</a>	Massachusetts	1797
Independent	<a href="mailto:george@president1.com">george@president1.com</a>	Virginia	1789
Whig	<a href="mailto:john.tyler@president10.com">john.tyler@president10.com</a>	Virginia	1841
Whig	<a href="mailto:whharrison@president9.com">whharrison@president9.com</a>	Ohio	1841

# Rule 1: Append data source #2 to #1

## Rule Detail

<b>Rule name *</b> <input type="text" value="Merge president list"/>	<b>Rule description</b> <input type="text" value="Rule description"/>
<b>Rule template *</b> <a href="#">Need help picking a templates?</a> <input type="text" value="Append"/>	

**IF this happens**

**Input Data Sources**

**SELECT DATA**

All new data

**THEN take these actions**

**Output Data Sources**  
Rule Output - Merge president list

**Append data**

**Configuration :**

Append data from  to the input data source

by matching values from  to

Using match method

**Append these attributes :**

From	To	
<input type="text" value="Party"/>	<input type="text" value="Party"/>	<input type="button" value="X"/>
<input type="text" value="Start of Term"/>	<input type="text" value="Start of Term"/>	<input type="button" value="X"/>
<input type="text" value="State"/>	<input type="text" value="State"/>	<input type="button" value="X"/>

**ACTION**

Data Source 1  
Name + ID

Data Source 2  
Party + Date + State

Matching attribute: email

Attributes to append from #2 to #1



To add a new mapping between the two data sources

Append data

Configuration :

Append data from  to the input data source

by matching values from  to

Using match method

Append these attributes :

From	To	ACTION
<input type="text" value="Party"/>	<input type="text" value="Party"/>	<div>Add mapping</div> <div>Add attribute</div>
<input type="text" value="Start of Term"/>	<input type="text" value="Start of Term"/>	<div></div>
<input type="text" value="State"/>	<input type="text" value="State"/>	<div></div>

To add a new attribute to the primary data source

Append data

Configuration :

Append data from  to the input data source

by matching values from  to

Using match method

Append these attributes :

From	To	ACTION
<input type="text" value="Party"/>	<input type="text" value="Party"/>	<div>Add mapping</div> <div>Add attribute</div>
<input type="text" value="Start of Term"/>	<input type="text" value="Start of Term"/>	<div></div>
<input type="text" value="State"/>	<input type="text" value="State"/>	<div></div>

To download output data, click on the DOWNLOAD button on the Search screen

#### SEARCH

Select data from  where

DOWNLOAD

ADD CRITERIA

# Sample Data: Output

## SEARCH

Select data from  where

DOWNLOAD

ADD CRITERIA

Email

contains

10 records found, grouped by OPAutoDate

SECOND MINUTE HOUR DAY MONTH YEAR

10.0  
7.5  
5.0  
2.5  
0.0



August 10th 2015

TABLE ROWS

TABLE COLUMNS

ID First Name Last Name Start of Term State Party Email

ID	First Name	Last Name	Start of Term	State	Party	Email
2	John	Adams	1797	Massachusetts	Federalist	jadams@president2.com
7	Andrew	Jackson	1829	Tennessee	Democratic	ajackson@president7.com
8	Martin	Van Buren	1837	New York	Democratic	martin.vanburen@president8.com
3	Thomas	Jefferson	1801	Virginia	Democratic-Republican	thomas.jefferson@president3.com
1	George	Washington	1789	Virginia	Independent	george@president1.com
6	John Quincy	Adams	1825	Massachusetts	Democratic-Republican	jqa@president6.com
9	William Henry	Harrison	1841	Ohio	Whig	whharrison@president9.com
4	James	Madison	1809	Virginia	Democratic-Republican	jm@president4.com
5	James	Monroe	1817	Virginia	Democratic-Republican	monroe@president5.com
10	John	Tyler	1841	Virginia	Whig	john.tyler@president10.com

# Recipe Review


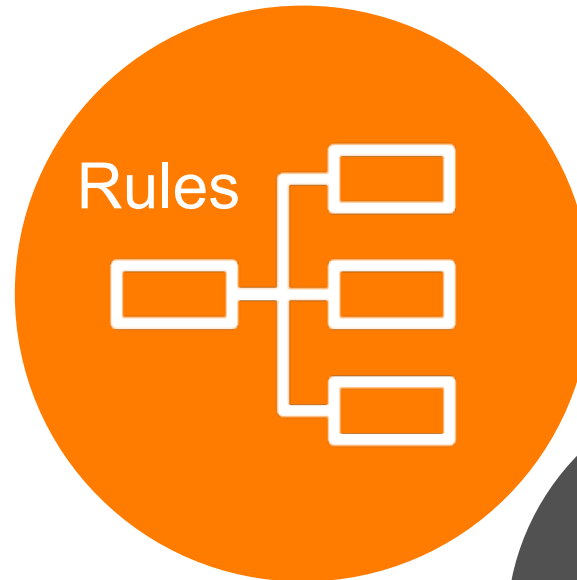
The screenshot shows a user interface for reviewing a recipe. At the top left, the text 'Merge presidents' is displayed next to a red button labeled 'Run manually'. On the right side, there are three buttons: a blue 'EDIT' button with a dropdown arrow, a green 'RUN NOW' button, and an orange 'PURGE' button. Below the 'Merge presidents' text, there is a white box with a grey border containing the text 'Rule 1' in blue, followed by 'Merge president' and 'list' on separate lines.

Want to do more? Try the following on your own:

- Merge more than two lists by adding more append rules to the Data Pipeline
- Normalize and clean the aggregated list

# OPENPRISE

Data Automation For Business Users



[info@openprisetech.com](mailto:info@openprisetech.com)

Twitter: @openprisetech

[www.openprisetech.com](http://www.openprisetech.com)